



# 无锡海路丰科技有限公司

Wu Xi Hai Roll Fone Science & Technology Co.,Ltd

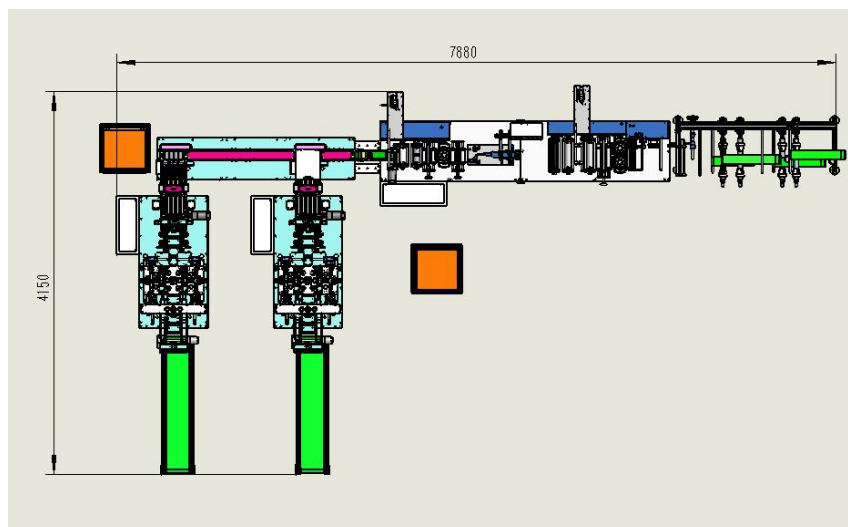
## KF94 Mask Making Machine

### I. Application Scope

For manufacturing the Korea KF94, the whole line is composed of frame part, upper nose bridge part, shape fusion part, folding forming part, shape cutter part, material dividing part, earloop welder and folding material part, etc. Use servo motor, cylinder and ultrasonic welding instrument to complete the production.



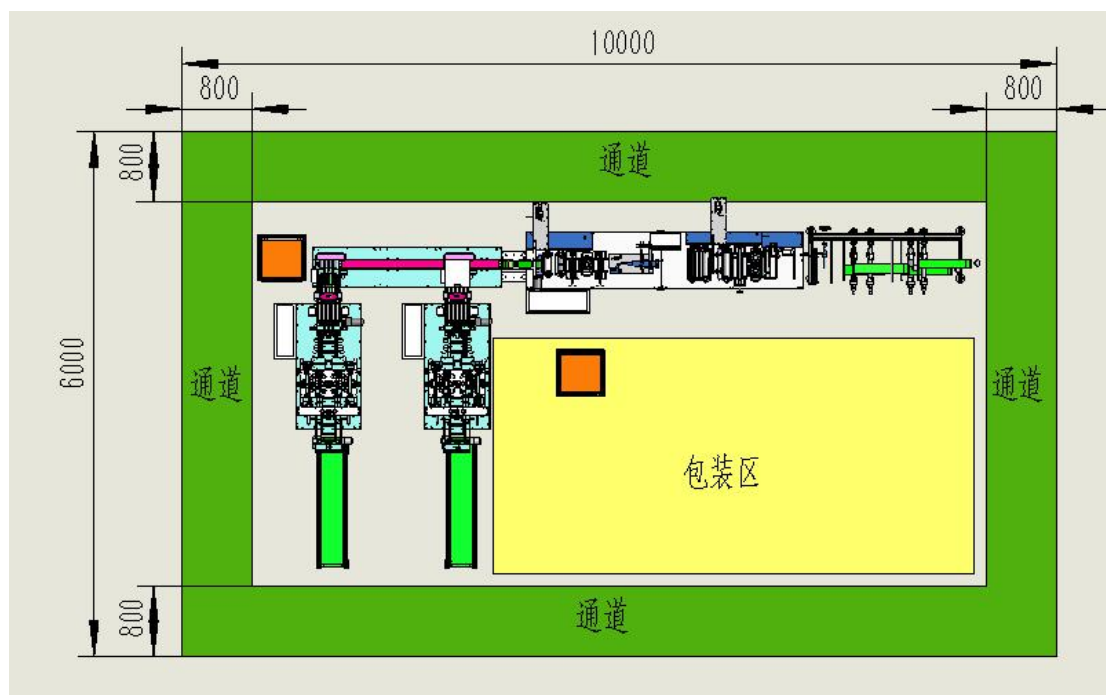
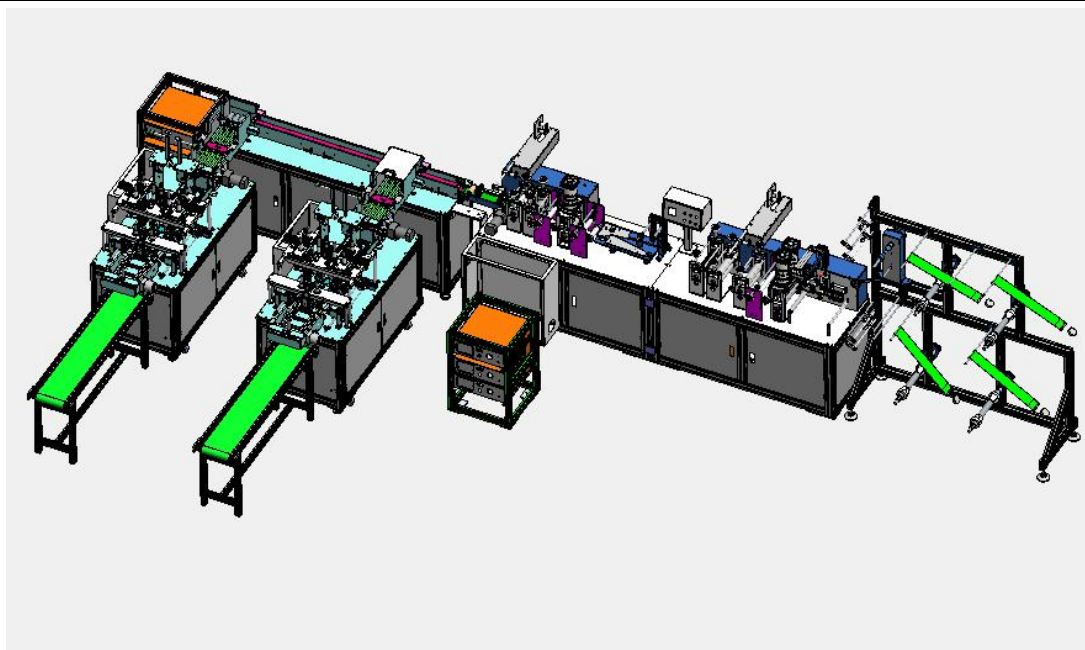
### Produce Drawing





# 无锡海路丰科技有限公司

Wu Xi Hai Roll Fone Science & Technology Co.,Ltd



## II. Product Specification

Applicable folding mask product size	Foldable masks with market size
Material width	According to the product size



# 无锡海路丰科技有限公司

Wu Xi Hai Roll Fone Science & Technology Co.,Ltd

Production capacity	60-80pcs/minute
Suitable power supply	AC220V $\pm$ 10V
Applicable air supply	0.5~0.7Mpa
rated power	13kw
Working Temperature	-20℃~70℃
Machine size	Rank:1650x700x1700mm, Main Body Machine: 2200x600x1500mm, End Part: 2000x700x1900mm
Machine weight	Weighted by section, single section is less than 300KG, total about 800kgs

## III. Raw Material

Outside to inside (width 240 or 260)	
First Layer	SS Level 50g Non-woven fabric
Second Layer	99 Level 25g Melt blown
Third Layer	99 Level 25g Melt blown
Forth Layer	SS Level 25g Non-woven fabric

**Note:** just for reference, the finished products quality depends on the raw material

## IV. Configuration

### ● Main body

No.	Name	Brand
1	Relay	OMRON
2	24V Switching Power	According to customer's



	Supply	request
3	Indicator Light	According to customer's request
4	PLC	WECON
5	Touch Screen	According to customer's request
6	Cylinder	According to customer's request
7	Servo Motor	Panasonic
8	Pneumatic Componets	AirTAC
9	Stepping Motor	D&K/ LEESAN

## V. Attention Tips

- The warranty period of our products is one year.
- Attentions should be paid when handling the machine: it is best to use a forklift or crane for handling. The bottom of the machine should be supported when using a forklift or crane. (Caution: Do not press on the cable). When carrying on flat ground, it can be carried by manual hydraulic truck or directly pushed by the caster of the machine. In order to prevent the four casters on the bottom of the machine from being stressed for a long time, after the machine is moved to the designated position, the four feet on the bottom of the machine should be supported by the machine.
- When turning on the power, check whether the main power line is correct.
- Before the adjustment, installation and adjustment of each part, the power switch must be turned off, or the safety switch must be pressed to confirm and implement it to ensure the safety of the operator and the equipment.
- After adjusting each part, the screws and nuts must be locked to avoid



loosening, which can ensure the stability of the printing effect and extend the reliability and life of the mechanical equipment.

- In case of emergency or abnormal situation, immediately press the safety switch, the machine will stop running to maintain the safety of the operator or protect the equipment from damage.
- The adjustable screw parts on the machine table are kept lubricated with mechanical oil.
- Please add lubricating oil to the moving parts of the machine regularly.
- shielding, etc.

## **VI. Machine Maintenance**

- The production workshop using the machine should be kept neat and clean.
- The appearance of the machine should be kept neat and clean, requiring frequent scrubbing.
- The sliding parts of the machine should always be filled with pollution-free lubricants.
- When not using the machine for a long time, cover the machine to prevent dust.
- When the machine is not used for a long time, the input power of the machine should be cut off.
- When the machine is not used for a long time, the rusty part of the machine should be coated with protective oil.